

## Individual Report for Daniel Skibra (PHIL\_110-0\_20: Introduction to Philosophy)

### Course and Teacher Evaluations CTEC Summer 2016

Project Audience 5  
Responses Received 4  
Response Ratio 80.0%

#### Report Comments

Course and Teacher Evaluations are intended solely for the use of faculty, staff and students of Northwestern University. Any reproduction, republication or redistribution of this site's content is prohibited without the express permission of Northwestern University.

For more information about the CTEC Guidelines please visit our website:  
<http://www.northwestern.edu/ctec/guidelines/index.html>

**Creation Date** Thu, Sep 22, 2016



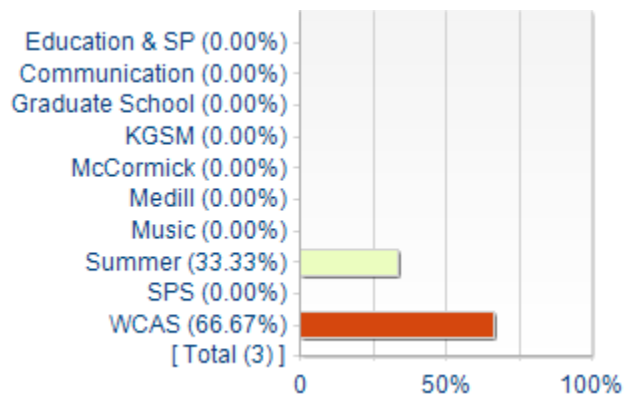
## Northwestern University

### Course Evaluations

Instructor	Course
Daniel Skibra	PHIL_110-0_20: Introduction to Philosophy

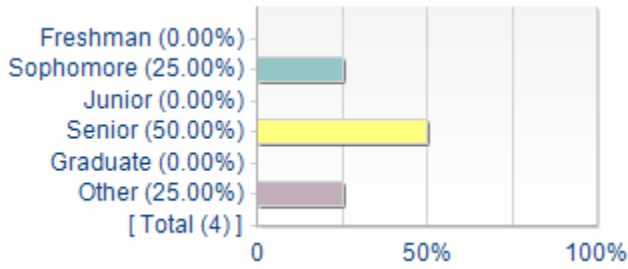
### DEMOGRAPHICS

#### Your School



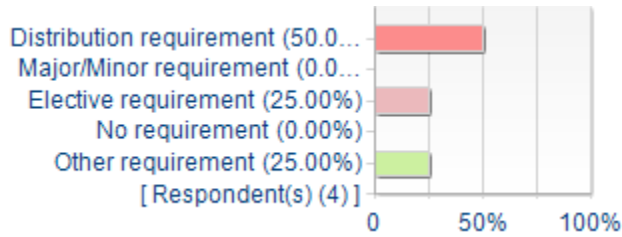
Options	Count	Percentage
Education & SP	0	0.00%
Communication	0	0.00%
Graduate School	0	0.00%
KGSM	0	0.00%
McCormick	0	0.00%
Medill	0	0.00%
Music	0	0.00%
Summer	1	33.33%
SPS	0	0.00%
WCAS	2	66.67%

### Your Class



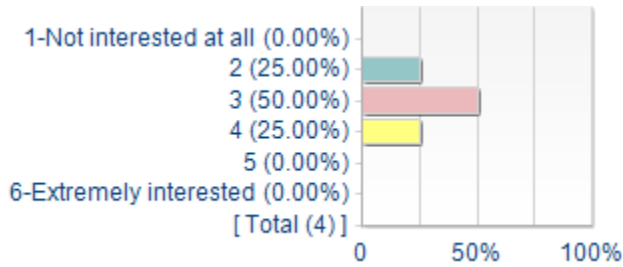
Options	Count	Percentage
Freshman	0	0.00%
Sophomore	1	25.00%
Junior	0	0.00%
Senior	2	50.00%
Graduate	0	0.00%
Other	1	25.00%

### What is your reason for taking the course? (mark all that apply)



Options	Count	Percentage
Distribution requirement	2	50.00%
Major/Minor requirement	0	0.00%
Elective requirement	1	25.00%
No requirement	0	0.00%
Other requirement	1	25.00%
<b>Respondent(s)</b>	<b>4</b>	

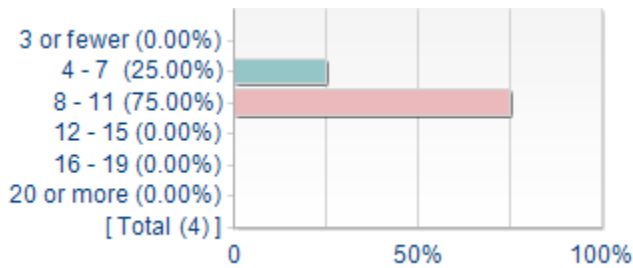
### What was your Interest in this subject before taking the course?



Options	Count	Percentage
1-Not interested at all	0	0.00%
2	1	25.00%
3	2	50.00%
4	1	25.00%
5	0	0.00%
6-Extremely interested	0	0.00%

### TIME-SURVEY QUESTION

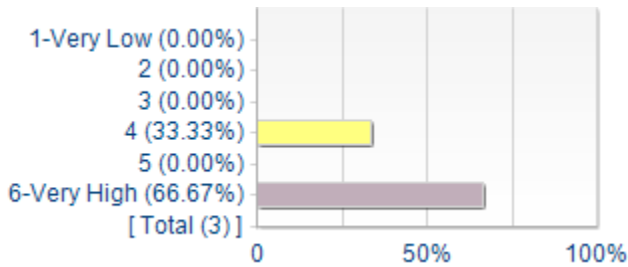
Estimate the average number of hours per week you spent on this course outside of class and lab time.



Options	Count	Percentage
3 or fewer	0	0.00%
4 - 7	1	25.00%
8 - 11	3	75.00%
12 - 15	0	0.00%
16 - 19	0	0.00%
20 or more	0	0.00%

## COURSE QUESTIONS

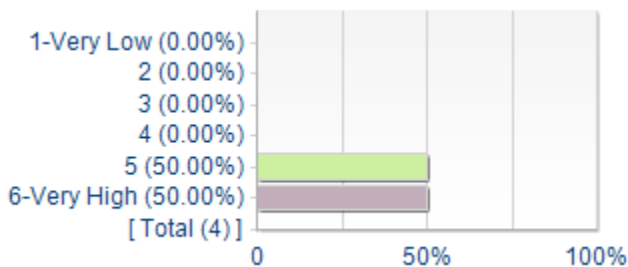
Provide an overall rating of the course.



Options	Score	Count	Percentage
1-Very Low	1	0	0.00%
2	2	0	0.00%
3	3	0	0.00%
4	4	1	33.33%
5	5	0	0.00%
6-Very High	6	2	66.67%

Statistics	Value
Response Count	3
Mean	5.33
Median	6.00
Standard Deviation	+/-1.15

Estimate how much you learned in the course.

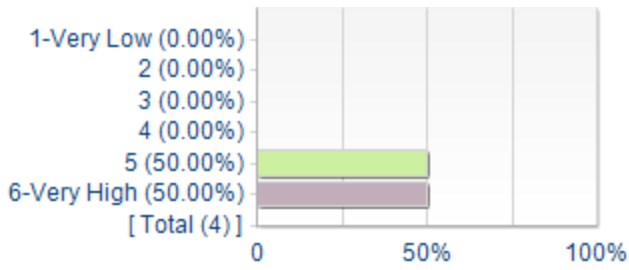


Options	Score	Count	Percentage
1-Very Low	1	0	0.00%
2	2	0	0.00%
3	3	0	0.00%
4	4	0	0.00%
5	5	2	50.00%
6-Very High	6	2	50.00%

Statistics	Value
Response Count	4
Mean	5.50
Median	5.50

Standard Deviation	+/-0.58
--------------------	---------

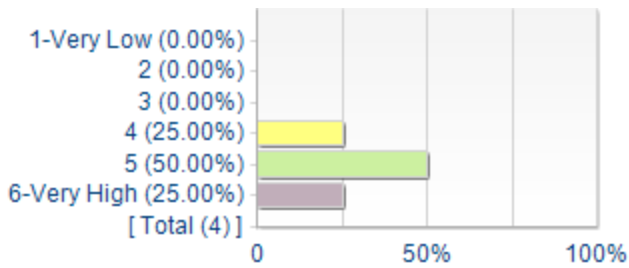
**Rate the effectiveness of the course in challenging you intellectually.**



Options	Score	Count	Percentage
1-Very Low	1	0	0.00%
2	2	0	0.00%
3	3	0	0.00%
4	4	0	0.00%
5	5	2	50.00%
6-Very High	6	2	50.00%

Statistics	Value
Response Count	4
Mean	5.50
Median	5.50
Standard Deviation	+/-0.58

**Rate the instructional materials (texts, audiovisual materials, etc.) used in this course.**

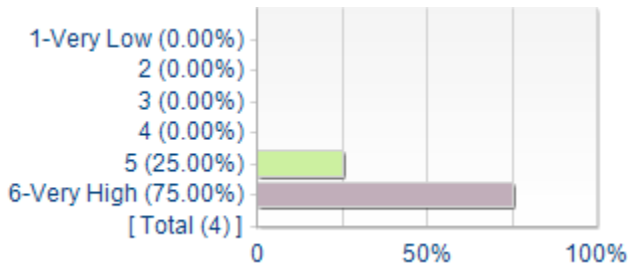


Options	Score	Count	Percentage
1-Very Low	1	0	0.00%
2	2	0	0.00%
3	3	0	0.00%
4	4	1	25.00%
5	5	2	50.00%
6-Very High	6	1	25.00%

Statistics	Value
Response Count	4
Mean	5.00
Median	5.00
Standard Deviation	+/-0.82

## INSTRUCTOR QUESTIONS

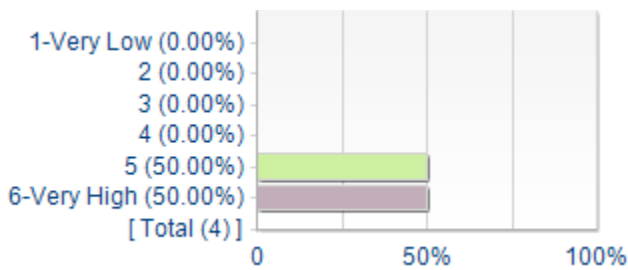
**Provide an overall rating of the instruction.**



Options	Score	Count	Percentage
1-Very Low	1	0	0.00%
2	2	0	0.00%
3	3	0	0.00%
4	4	0	0.00%
5	5	1	25.00%
6-Very High	6	3	75.00%

Statistics	Value
Response Count	4
Mean	5.75
Median	6.00
Standard Deviation	+/-0.50

**Rate the effectiveness of the instructor in stimulating your interest in the subject.**

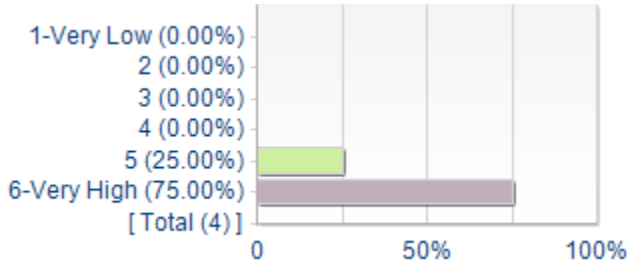


Options	Score	Count	Percentage
1-Very Low	1	0	0.00%
2	2	0	0.00%
3	3	0	0.00%
4	4	0	0.00%
5	5	2	50.00%
6-Very High	6	2	50.00%

Statistics	Value
Response Count	4
Mean	5.50
Median	5.50

Standard Deviation +/-0.58

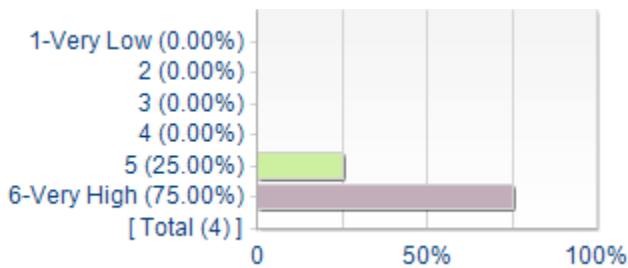
**Rate how well prepared the instructor was for the class.**



Options	Score	Count	Percentage
1-Very Low	1	0	0.00%
2	2	0	0.00%
3	3	0	0.00%
4	4	0	0.00%
5	5	1	25.00%
6-Very High	6	3	75.00%

Statistics	Value
Response Count	4
Mean	5.75
Median	6.00
Standard Deviation	+/-0.50

**Rate the effectiveness with which the instructor communicated course content and ideas.**



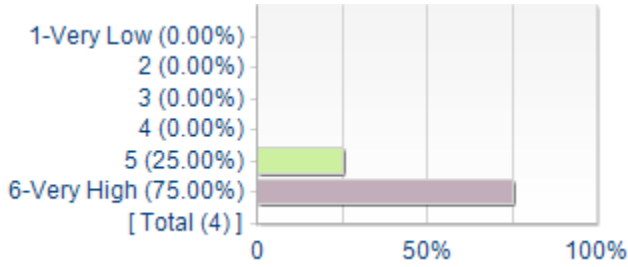
Options	Score	Count	Percentage
1-Very Low	1	0	0.00%
2	2	0	0.00%
3	3	0	0.00%
4	4	0	0.00%
5	5	1	25.00%
6-Very High	6	3	75.00%

Statistics	Value
Response Count	4
Mean	5.75
Median	6.00



Standard Deviation +/-0.50

**Rate the instructor's enthusiasm in teaching this class.**



Options	Score	Count	Percentage
1-Very Low	1	0	0.00%
2	2	0	0.00%
3	3	0	0.00%
4	4	0	0.00%
5	5	1	25.00%
6-Very High	6	3	75.00%

Statistics	Value
Response Count	4
Mean	5.75
Median	6.00
Standard Deviation	+/-0.50

**OPEN-ENDED QUESTIONS**

**Did the course help you learn? Why or why not?**

**Comment**

It most certainly did, help me learn, and I'll tell you why -- The teacher used effective texts and materials, and also supplemented them with slides for full effect, and for knowledge to be simplified.

I think this course did help me learn. If I was confused about anything on the homework, we always discussed it the next class in a way that was easy to understand.

Yes, it brought me new ways of thinking.

**Please summarize your reaction to this course focusing on the aspects that were most important to you.**

**Comment**

Excellent teacher who is obviously passionate about his studies. Really simplified complex philosophical arguments, and was always available for further answers to inquiries, should one have any.

I did learn a lot in this course, and I feel like I have a better understanding of the field of philosophy as a whole and philosophy classes after taking this class. The workload was not overwhelming, and classes were very useful in understanding the concepts covered in the homework.

By taking the summer course, I can have the basic knowledge of the college school life. Also, learning the thoughts of great philosophers is great fun.

### What are the primary teaching strengths of the instructor?

#### Comment

Engagement and relatability

His use of real world examples to support "older, more historical" examples/theories of Philosophy.

The instructor did a very good job making the material covered in class understandable and did his best to make class engaging by being enthusiastic.

Very well prepared.

### What are the primary weaknesses, if any, of the instruction?

#### Comment

No weaknesses.

N/A

### Can you offer suggestions for improvement?

#### Comment

Videos would be a nice added touch.

N/A